

Two-Fiber Patch Cords

CORNING

Features and Benefits

Superior Performance Testing

Every termination is tested to ensure the highest in network performance

State-Of-The-Art Manufacturing Processes

Corning proprietary manufacturing processes and advanced technology result in unsurpassed product consistency

Corning advantage


Integrated developer and manufacturer of cable, connectors and fiber to ensure overall patch cord performance

Corning offers the most complete line of connectors and factory-terminated cables, from single-fiber patch cords to high-fiber-count assemblies. As the industry's leading supplier of cable assemblies, Corning's state-of-the-art manufacturing process ensures unsurpassed connector performance with products that meet or exceed all industry standards for reflectance and insertion loss. Highly trained and qualified associates thoroughly inspect the incoming fibers and ferrules, assemble and polish them using a carefully monitored and controlled process. The assemblies undergo rigorous performance testing to ensure optimal quality in every connector.

Corning's preterminated assemblies use only high-quality Corning optical fibers to ensure total performance quality.



LC Duplex to LC Duplex Patch Cords
| Photo CRR3409



Reverse Polarity Uniboosts
| Photo LAN2217-2218


CORNING

Two-Fiber Patch Cords

CORNING

Reverse Polarity Uniboot Duplex Patch Cords

Reverse Polarity Uniboot Duplex patch cords allow for the quick and easy conversion from a TIA-568 A-B polarity to a TIA-568 A-A polarity without exposing the fibers or needing any tools. This patch cord comes with a straight-through polarity from the factory, but you can convert it to a flipped patch cord with no tools. This uniboot design allows one cable to carry both fibers, reducing patch cord bulk when routing.

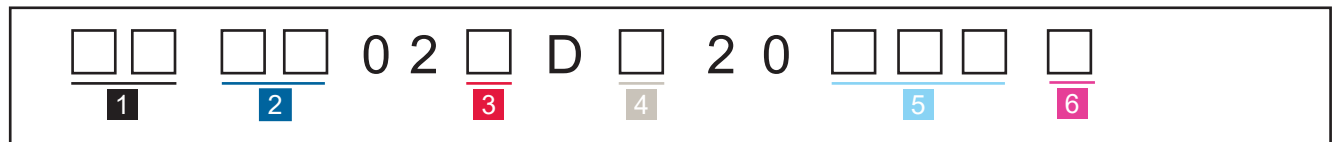


Reverse Polarity Uniboot Duplex Patch Cords
| Photo LAN2223

Specifications

| LC Uniboot Patch Cord Specifications | | | |
|--------------------------------------|----------------|-----------------------|------------------|
| Connector | Connector Code | Max. Attenuation (dB) | Return Loss (dB) |
| MM LC Uniboot | 79 | 0.5 | ≤26 |
| SM LC Uniboot | 78 | 0.5 | ≤55 |

Ordering Information



1 Select connector one type.
79 = Multimode LC Uniboot (OM3/OM4)
78 = Single-mode LC UPC Uniboot (OS2)

2 Select connector two type.
79 = Multimode LC Uniboot (OM3/OM4)
78 = Single-mode LC UPC Uniboot (OS2)

3 Select fiber type.
T = 50 μm multimode (OM3)
Q = 50 μm multimode (OM4)
G = Single-mode Ultra (OS2)

4 Select flame rating.
1 = Riser
8 = Plenum

5 Select length.
001-250 (tip-to-tip)

6 Select unit of measure.
F = Feet
M = Meters

CORNING

Two-Fiber Patch Cords

CORNING

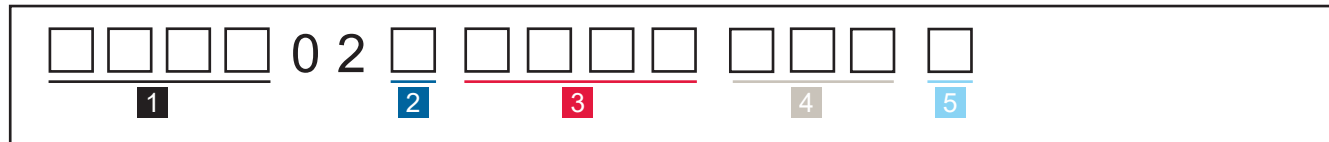
Duplex Patch Cords

Corning patch cords are ordered using five easy steps. The steps involve the selection of connector(s), fiber type, cable, length and unit of measure. The format/steps are listed below.

Specifications

| Two-Fiber Patch Cord Specifications | | | | |
|-------------------------------------|----------------|----------------|-----------------------|------------------|
| Fiber Type | Connector | Connector Code | Max. Attenuation (dB) | Return Loss (dB) |
| Multimode | LC | 05 | 0.4 | ≤ 26 |
| | SC | 57 | 0.4 | ≤ 26 |
| | ST® compatible | 50 | 0.4 | ≤ 26 |
| Single-mode | LC | 04 | 0.25 | ≤ 55 |
| | SC | 72 | 0.25 | ≤ 55 |
| | ST compatible | 61 | 0.25 | ≤ 55 |

Ordering Information



1 Select connector code.

00 = No connectors (use when ordering a pigtail)

Multimode

- 03 = LC simplex
- 05 = LC duplex
- 39 = SC simplex
- 50 = ST® compatible
- 57 = SC duplex

See Note 1.

Single-mode

- 02 = LC UPC simplex
- 04 = LC UPC duplex
- 22 = LC APC simplex
- 44 = SC APC simplex
- 58 = SC UPC simplex
- 61 = ST compatible UPC
- 72 = SC UPC duplex

3 Select cable type.

- 5120 = Riser 2.0 mm
- 5820 = Plenum 2.0 mm
- 5116 = Riser 1.6 mm
- 5816 = Plenum 1.6 mm
- 5112 = Riser 1.2 mm (SMF LBL only)

4 Select cable assembly length.

- 001-250 (tip-to-tip)

2 Select fiber type.

- T = 50 μm multimode (OM3)
- Q = 50 μm multimode (OM4)
- K = 62.5 μm multimode (OM1)
- G = SMF Ultra (OS2)
- U = SMF LBL (OS2) (1.2 mm only)

5 Select unit of measure.

- F = Feet
- M = Meters

Notes:

1) Select connector code based on type of adapter used at the patch panel and the electronic interface connector. Always use the lowest code first when constructing the part number.

CORNING