


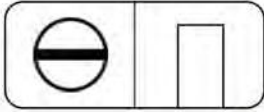
Screwdrivers

- 1,000VAC / 1,500VDC Double Insulated (Orange over Yellow) 
- Cementex proprietary insulation material provides durable protection
- Insulation shaped slimmer at working-end allows access to tighter locations
- Cushion Grip handle (when indicated or shown) provides greater comfort and torque
- Internal flanges in handle provide solid, twist-resistant blade
- Premium, plated, corrosion-resistant steel
- Made in USA



M4-CG

Cabinet Tip



PN	DESC
M332X2.....	3/32" X 2"
M180F.....	1/8" X Mini
M2.....	1/8" X 2"
M2L.....	1/8" X 3-3/4"
M2L-CG.....	1/8" X 3-3/4"
M2XL.....	1/8" X 6"
M3L.....	1/8" X 3"
MC4P-CG....	3/16" X 4"
MC6P-CG....	3/16" X 6"
MC8P-CG....	3/16" X 8"
M3L-3.....	3/16" X 8"
MC10P-CG..	3/16" X 10"
M1-SBY.....	1/4" X 1"
M4-CG.....	1/4" X 4"
M6-CG.....	1/4" X 6"
M6-CG-ST...	1/4" X 6"
	with Loop
M8-CG.....	1/4" X 8"

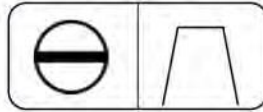


M2



Y6-CG

Mechanics Tip



PN	DESC
Y1P-SBY.....	7/32" X 3/4"
Y1-CG.....	7/32" X 1-3/4"
Y3-CG.....	7/32" X 3-1/4"
Y4-CG.....	1/4" X 4"
Y6-CG.....	5/16" X 6"
Y8-CG.....	3/8" X 8"
Y10-CG.....	3/8" X 10"
Y12-CG.....	3/8" X 12"



CM2-3

Composite

PN	DESC
CM2-3.....	1/8" X 3"
CM2-6.....	1/8" X 6"
CMC5-CG....	3/16" X 5"
CMC6-CG....	3/16" X 6"
CM4-CG.....	1/4" X 4-1/2"
CM6-CGC....	1/4" X 6"

Offset

PN	DESC
OSSD-S146.....	1/4" X 6"
OSSD-S1420-CG..	1/4" X 20"

Composite

PN	DESC
C516-6CG.....	5/16" X 6"
CM516-6CG...	5/16" X 6"
C38-6CG.....	3/8" X 6"

Composite

Cementex Composites are self-insulating; by using a completely composite shaft—eliminating 95% of all conductive material. Utilizing cutting edge technology, we have created drivers that are strong, light-weight, durable, and most importantly, safe. Cementex composites have all the useable benefits of our steel tools and are included in many kits.

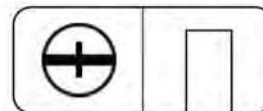


CHT2-4-CG



T15

Combo Head



PN	DESC
CHT2-4-CG....	CH #2 X 4"
CHT2-6-CG....	CH #2 X 6"

Composite

PN	DESC
CCHT2-6-CG...	CH #2 X 6"

Torx Tip

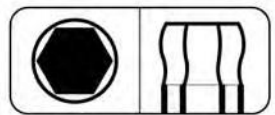


PN	DESC
T10....	T10 X 3"
T15....	T15 X 3"
T20....	T20 X 3"
T27....	T27 X 3"
T30....	T30 X 3"
T40....	T40 X 3"



BD100

Hex Ball Tip




PN	DESC
BD100	...3/16" X 6"
BD200	...1/4" X 6"
BD300	...5/16" X 6"



R2-4-CG CRI-6CG

Robertson Tip



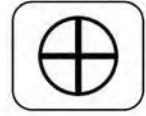
PN	DESC
R0-4-CG	... #0 X 4"
R1-4-CG	... #1 X 4"
R1-8-CG	... #1 X 8"
R1-10-CG	... #1 X 10"
R2-4-CG	... #2 X 4"
R2-8-CG	... #2 X 8"
R3-4-CG	... #3 X 4"
R3-8-CG	... #3 X 8"

Composite	
PN	DESC
CRI-6CG	... #1 X 6"
CR2-6CG	... #2 X 6"
CR3-6CG	... #3 X 6"



P0-3.5 P2-4CG

Phillips Tip



PN	DESC
P00-6	... #00 X 6"
MP0	... #0 X 3" Mini
P0-2	... #0 X 2"
P0-2.5	... #0 X 2-1/2"
P0-3.5	... #0 X 3-1/2"
P0-6	... #0 X 6"
P1-3-CG	... #1 X 3"
P1-6-CG	... #1 X 6"
P2-SBY	... #2 X 1/2"
P2-1-CG	... #2 X 1"
P2-1-SBY	... #2 X 1"
P2-4-CG	... #2 X 4"
M2PL	... #2 X 4"
P2-6-CG	... #2 X 6"
P2-8-CG	... #2 X 8"
P2-12-CG	... #2 X 12"
P3-6-CG	... #3 X 6"
P4-8-CG	... #4 X 8"



CP2-4CG

Composite

PN	DESC
CPI-3-CG	... #1 X 3"
CPI-5CG	... #1 X 5"
CP2-4CG	... #2 X 4"
CP2-6CG	... #2 X 6"
CP3-6CG	... #3 X 6"

Offset

PN	DESC
OSSD-P26	... #2 X 6"
OSSD-P36	... #3 X 6"

RATED 1000 VAC 1500 VDC Tested to 10,000 VAC and Rated for 1,000 VAC when working on or around live parts