


## TYPES YAV-2TC, YA-2LN, YA-L-2TC-

### HYLUG™

Uninsulated Copper Compression Terminal  
UL Listed 90° C, Up to 35 kV ◆

45° and 90° angles available. Please contact Customer Service to order:  
1-800-346-4175



### Features & Benefits

- Inspection window allows for visual verification that the wire has been fully inserted prior to crimping the lug
- Barrel is designed with an internal chamfer at the wire entry to ensure smooth insertion of the wire, preventing possible damaging of the strands
- Short/Standard length barrel is recommended for installations with limited space requirements
- Two hole tongue/tang is recommended when space permits as the 2-hole feature minimizes the terminations from loosening or rotating under vibration, movement, or heat cycling
- 45° and 90° angular lugs are available; please contact Customer Service
- Electro-tin plated unless otherwise specified to reduce galvanic corrosion (bimetallic) and resist corrosive elements
- Connectors are clearly marked with stamping and barrel color coding
- BURNDY certifies its products using the BURNDY Engineered System and select other crimp tool manufacturers in accordance with one or more of the UL categories in order to obtain a UL Listing
- Terminals and splices accommodating code wire: Accommodates Code Class B (Concentric, Compressed, Compact) and Class C wire



**NOTE:** Field bending straight lugs to achieve an angular connection will void UL Listing / CSA Certifications and BURNDY will not be liable for the connection.

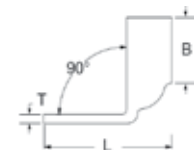
Straight



45°



90°



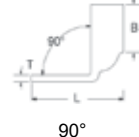
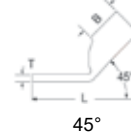
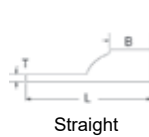
### Accessories

- Hardware - Section F
- PENETROX™ Oxide Inhibitor - Section F
- Heat and Cold Shrink Tubing - Section D
- WIREMIKE™ Wire Micrometer - Section F
- Wire Management (Cable Ties) - Section G

# Compression Connections

Copper Compression — Code — Two Hole  
Standard Barrel — with Inspection Window

## TYPES YAV-2TC, YA-2LN, YA-L-2TC- (Continued)



NOTE: Field bending straight lugs to achieve an angular connection will void UL Listing / CSA Certifications and BURNDY will not be liable for the connection.

Catalog Number	Conductor		Stud Hole Size	Stud Hole Spacing	Tongue Width	Figure Dimensions			Installation Tooling						Wire Strip Length
	AWG	MM <sup>2</sup> ***				(B)	(T)	(L)	Dieless (# of crimps)	MD6, OUR840, MD734R	500 Series	35, 750, 46 <sup>+</sup> Series	Color Code	Die Index	
YAV102TC10	#14-10 Str. #12-10 Sol.	5.26 6	#10	5/8"	0.36	0.38	0.06	1.72	MR20 (1) Y8MRB1 (1) Y122CMR (1)	—	—	—	—	—	7/16
YAV102TC10E2			#10	3/4"	0.36	0.38	0.06	1.84							
YAV102TC14			1/4	5/8"	0.41	0.38	0.05	1.84							
YAV102TC14E1			1/4	1"	0.41	0.38	0.05	2.22							
YAV102TC14E2			1/4	3/4"	0.41	0.38	0.05	1.97							
YAV102TC38			3/8	1"	0.56	0.38	0.04	2.40							
YA8CL2TC10	#8 AWG #8 Flex G,H,I,K,M DLO	8.37 † 10	#10	5/8"	0.41	0.44	0.08	1.83	Y122CMR (1) W8CVT (1) W8CRT (1) X8CRT (1)	W8CVT (1) W8CRT (1) X8CRT (1)	W8CVT (1) W8CRT (1) X8CRT (1)	U8CRT (1)	Red	49	7/16
YA8CL2TC10E2			#10	3/4"	0.41	0.44	0.08	1.95							
YA8CL2TC14			1/4	5/8"	0.44	0.44	0.08	1.95							
YA8CL2TC14E2			1/4	3/4"	0.44	0.44	0.08	2.08							
YA8CL2TC14E1			1/4	1"	0.44	0.44	0.08	2.33							
YA8CL2TC38			3/8	1"	0.58	0.44	0.06	2.52							
YA8C2LN			1/2	1-3/4"	0.83	0.44	0.12	3.75							
YA6C2L51	6 AWG Sol/Str	13.3	#10	1/2"	0.42	0.54	0.09	1.79	Y122CMR (1) Y1MRTC (1) Y8MRB1 (1) MY29 Series (1) MRC840 (1) 81K Series (1)	W5CVT (1) W5CRT (1) X5CRT (1) X8CART (1)	W5CVT (1) W5CRT (1) X5CRT (1) X8CART (1)	U5CRT (1) U8CABT (1)	Blue	7 or 374	5/8
YA6CL2TC10			#10	5/8"	0.42	0.54	0.09	1.94							
YA6C2L52			1/4	1/2"	0.45	0.54	0.08	1.88							
YA6CL2TC14E			1/4	1/2"	0.45	0.54	0.08	1.94							
YA6C2L			1/4	5/8"	0.45	0.54	0.08	2.01							
YA6CL2TC14			1/4	5/8"	0.45	0.54	0.08	2.07							
YA6CL2TC14E2			1/4	3/4"	0.45	0.54	0.08	2.19							
YA6CL2TC14E1			1/4	1"	0.45	0.54	0.08	2.44							
YA6CL2TC516E2			5/16	3/4"	0.52	0.54	0.07	2.53							
YA6CL2TC516			5/16	1"	0.52	0.54	0.07	2.78							
YA6CL2TC38			3/8	1"	0.58	0.54	0.06	2.63							
YA6C2LN			1/2	1-3/4"	0.83	0.54	0.12	4.10							
YA5C2L			5 AWG	—	1/4	5/8"	0.44	0.81							
YA4C2L	4 AWG	21.2	1/4	5/8"	0.50	0.81	0.09	2.30	Y122CMR (2) Y1MRTC (2) MY29 Series (1) MRC840 (1) 644 Series (1) 444 Series (1) 81K Series (1)	W4CVT (1) W4CRT (1) X4CRT (1)	W4CVT (1) W4CRT (1) X4CRT (1)	U4CRT (1) U6CABT (1)	Gray	8 or 346	7/8
YA4CL2TC14			1/4	5/8"	0.50	0.81	0.09	2.36							
YA4CL2TC14E2			1/4	3/4"	0.50	0.81	0.09	2.49							
YA4CL2TC14E1			1/4	1"	0.50	0.81	0.09	2.74							
YA4CL2TC516			5/16	1"	0.52	0.81	0.09	2.80							
YA4CL2TC38			3/8	1"	0.58	0.81	0.08	2.96							
YA4C2LN			1/2	1-3/4"	0.83	0.81	0.12	4.14							

-- Color code not assigned

\* Use PUADP1 adapter with U dies in 46 Series

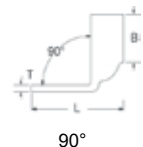
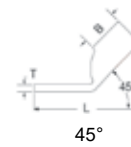
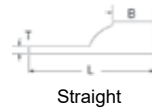
\*\*\* The MM<sup>2</sup> conductor sizes listed are the recommendations for Class 2 conductor

▲ See tooling section of this catalog for complete tool and die listings

◆ For applications greater than 2000 volts consult cable manufacturer for voltage stress relief instructions

Note: All dimensions shown are for reference only

## TYPES YAV-2TC, YA-2LN, YA-L-2TC- (Continued)



NOTE: Field bending straight lugs to achieve an angular connection will void UL Listing / CSA Certifications and BURNDY will not be liable for the connection.

Catalog Number	Conductor		Stud Hole Size	Stud Hole Spacing	Tongue Width	Figure Dimensions			Installation Tooling						Wire Strip Length
	AWG	MM <sup>2</sup> ***				(B)	(T)	(L)	Dieless (# of crimps)	MD6, OUR840, MD734R	500 Series	35, 750, 46* Series	Color Code	Die Index	
YA3CL2TC14	3 AWG #2 Sol.	26.7 25	1/4	5/8"	0.55	0.88	0.09	2.45	Y122CMR** (2) Y1MRTC (2) MY29 Series (1) MRC840 (1) 644 Series (1) 444 Series (1) 81K Series (1)	W3CRT (1)	W3CRT (1)	U3CRT (1)	White	9	15/16
YA3C2L			5/16	5/8"	0.55	0.88	0.09	2.64							
YA3CL2TC38			3/8	1"	0.58	0.88	0.08	3.06							
YA2CL2TC14	#2 AWG	33.6 35	1/4	5/8"	0.60	0.88	0.11	2.47		W2CVT (1) W2CRT (1) X2CRT (1)	W2CVT (1) W2CRT (1) X2CRT (1)	U2CRT (1)	Brown	10	15/16
YA2CL2TC14E2			1/4	3/4"	0.60	0.88	0.11	2.60							
YA2CL2TC14E1			1/4	1"	0.60	0.88	0.11	2.85							
YA2C2L			5/16	3/4"	0.60	0.88	0.11	2.67							
YA2CL2TC516			5/16	1"	0.60	0.88	0.11	2.91							
YA2CL2TC38			3/8	1"	0.60	0.88	0.11	3.03							
YA2C2LN			1/2	1-3/4"	0.83	0.88	0.12	4.27							
YA1CL2TC14			1 AWG	42.4 50	1/4	5/8"	0.68	0.88							
YA1CL2TC14E2	1/4	3/4"			0.68	0.88	0.10	2.64							
YA1C2L	5/16	7/8"			0.68	0.88	0.10	2.82							
YA1CL2TC38	3/8	1"			0.68	0.88	0.10	3.07							
YA1C2LN	1/2	1-3/4"			0.83	0.88	0.12	4.32							
YA25L2TC14	1/0 AWG	53.5	1/4	5/8"	0.75	0.88	0.12	2.54	W25VT (2) W25RT (2) X25RT (2)	W25VT (2) W25RT (2) X25RT (2)	U25RT (1) U2CABT (1)	Pink	12 or 348	15/16	
YA25L2TC14E2			1/4	3/4"	0.75	0.88	0.12	2.66							
YA25L2TC14E1			1/4	1"	0.75	0.88	0.12	2.91							
YA252L			5/16	7/8"	0.75	0.88	0.12	2.85							
YA25L2TC38			3/8	1"	0.75	0.88	0.12	3.10							
YA252LN			1/2	1-3/4"	0.83	0.88	0.11	4.29							
YA26L2TC14	2/0 AWG	67.4 70	1/4	5/8"	0.83	0.94	0.12	2.64	W26VT (2) W26RT (2) X26RT (2)	W26VT (2) W26RT (2) X26RT (2)	U26RT (1)	Black	13	1	
YA26L2TC14E2			1/4	3/4"	0.83	0.94	0.12	2.76							
YA26L2TC14E1			1/4	1"	0.83	0.94	0.12	3.01							
YA262L			5/16	7/8"	0.83	0.94	0.12	2.95							
YA26L2TC38			3/8	1"	0.83	0.94	0.12	3.20							
YA262LN			1/2	1-3/4"	0.83	0.94	0.12	4.39							
YA27L2TC14E2	3/0 AWG	85	1/4	3/4"	1.00	1.00	0.12	2.86	W27VT (2) W27RT (2) X27RT (3)	W27VT (2) W27RT (2) X27RT (3)	U27RT (1)	Orange	14	1-1/16	
YA27L2TC38			3/8	1"	1.00	1.00	0.12	3.30							
YA272LN			1/2	1-3/4"	0.91	1.00	0.13	4.48							
YA28L2TC14E2	4/0 AWG	107	1/4	3/4"	1.02	0.88	0.14	2.78	W28VT (2) W28RT (2) X28RT (3)	W28VT (2) W28RT (2) X28RT (3)	U28RT (1)	Purple	15	1-1/8	
YA28L2TC14E1			1/4	1"	1.02	0.88	0.14	3.03							
YA28L2NTC516			5/16	1-3/4"	1.02	0.88	0.14	3.84							
YA28L2TC38E2			3/8	3/4"	1.02	0.88	0.14	2.97							
YA28L2TC38			3/8	1"	1.02	0.88	0.14	3.22							
YA282LN			1/2	1-3/4"	1.02	0.88	0.14	4.41							
YA29L2TC38	250 kcmil	127	3/8	1.00"	1.10	1.06	0.16	3.43	W29VT (2) X29RT (4)	W29VT (2) W29RT (2) X29RT (4)	U29RT (1)	Yellow	16	1-1/8	
YA292LN			1/2	1-3/4"	1.10	1.06	0.16	4.62							

-- Color code not assigned

\* Use PUADP1 adapter with U dies in 46 Series

\*\*\* The MM<sup>2</sup> conductor sizes listed are the recommendations for Class 2 conductor

▲ See tooling section of this catalog for complete tool and die listings

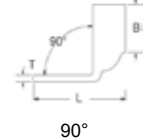
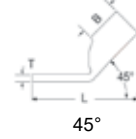
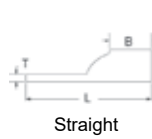
◆ For applications greater than 2000 volts consult cable manufacturer for voltage stress relief instructions

Note: All dimensions shown are for reference only

# Compression Connections

Copper Compression — Code — Two Hole Standard Barrel — with Inspection Window

## TYPES YAV-2TC, YA-2LN, YA-L-2TC- (Continued)



NOTE: Field bending straight lugs to achieve an angular connection will void UL Listing / CSA Certifications and BURNDY will not be liable for the connection.

Catalog Number	Conductor		Stud Hole Size	Stud Hole Spacing	Tongue Width	Figure Dimensions			Installation Tooling						Wire Strip Length
	AWG	MM <sup>2</sup> ***				(B)	(T)	(L)	Dieless (# of crimps)	MD6, OUR840, MD734R	500 Series	35, 750, 46* Series	Color Code	Die Index	
YA30L2TC38	300 kcmil	152	3/8	1"	1.20	1.03	0.16	3.45	644 Series (1) 444 Series (1) 81K Series (1)	W30VT (2)	W30VT (2) W30RT (2)	U30RT (2) U28ART (2)	White	17 or 298	1
YA302LN		150	1/2	1-3/4"	1.20	1.03	0.16	4.63							
YA31L2TC14E2	350 kcmil	177	1/4	3/4"	1.29	1.06	0.18	3.07	644 Series (1) 444 Series (1) 81K Series (1)	W31VT (2)	W31VT (2) W31RT (2)	U31RT (2) U29ART (2)	Red	18 or 324	1-1/8
YA31L2NTC516			5/16	1-3/4"	1.29	1.06	0.18	4.13							
YA31L2TC38		185	3/8	1"	1.29	1.06	0.18	3.51							
YA31L2TC12		1/2	1-1/4"	1.29	1.06	0.18	4.01								
YA312LN	400 kcmil	203	1/2	1-3/4"	1.29	1.06	0.18	4.70	644 Series (1) 444 Series (1) 81K Series (1)	W32VT (2)	W32VT (2) W32RT (2)	U32RT (2) U30ART (2)	Blue	19 or 470	1-1/4
YA322L			3/8	1"	1.40	1.19	0.19	3.75							
YA32L2TC38			3/8	1"	1.40	1.19	0.19	3.69							
YA32L2TC38E5			3/8	1-1/16"	1.40	1.19	0.19	3.75							
YA322LN	500 kcmil	253 240	1/2	1-3/4"	1.40	1.19	0.19	4.88	644 Series (1) 444 Series (1) 81K Series (1)	W34VT (2)	W34VT (2) W34RT (2)	U34RT (2) U31ART (2)	Brown	20 or 299	1-7/16
YA34L2TC14E2			1/4	3/4"	1.55	1.27	0.23	3.44							
YA342L			3/8	1"	1.55	1.27	0.23	3.94							
YA34L2TC38			3/8	1"	1.55	1.27	0.23	3.88							
YA34L2TC12	550 kcmil	—	1/2	1-1/4"	1.55	1.27	0.23	4.38	644 Series (1) 444 Series (1) 81K Series (1)	—	—	U35RT (2)	Yellow	21	1-3/4
YA342LN			1/2	1-3/4"	1.55	1.27	0.23	5.06							
YA352L	600 kcmil	304 300	3/8	1-1/8"	1.65	1.69	0.25	4.64	644 Series (1) 444 Series (1) 81K Series (1)	—	—	U36RT (2) U32ART (2)	Green	22 or 472	1-3/4
YA352LN			1/2	1-3/4"	1.65	1.69	0.25	5.51							
YA36L2TC38	650 kcmil	—	3/8	1-1/8"	1.80	1.39	0.27	4.40	644 Series (1) 444 Series (1) 81K Series (1)	—	—	U37RT (2)	Orange	23	1-15/16
YA372LN			1/2	1-3/4"	1.80	1.39	0.27	5.27							
YA38L2TC38	700 kcmil	355	3/8	1"	1.84	1.45	0.27	4.35	644 Series (1) 444 Series (1) 81K Series (1)	—	—	U38RT (2)	Pink	400	1-15/16
YA382L			3/8	1-1/8"	1.84	1.45	0.27	4.48							
YA38L2TC12			1/2	1-1/2"	1.84	1.45	0.27	4.67							
YA382LN			1/2	1-3/4"	1.84	1.45	0.27	5.35							
YA39L2TC38	750 kcmil	380	3/8	1"	1.91	1.42	0.27	4.36	644 Series (1) 444 Series (1) 81K Series (2)	—	—	U39RT (2) P39RT (2)	Black	24	1-15/16
YA392L			3/8	1-1/8"	1.91	1.42	0.27	4.48							
YA39L2TC12E3			1/2	1-1/2"	1.91	1.42	0.27	4.92							
YA392LN			1/2	1-3/4"	1.91	1.42	0.27	5.36							
YA39L2TC58	800 kcmil	405 400	5/8	1-1/2"	1.91	1.42	0.27	5.17	644 Series (1) 444 Series (1) 81K Series (2)	—	—	P40RT (3)	Orange	25	1-15/16
YA40L2TC38			3/8	1"	1.98	1.42	0.30	4.37							
YA402L			3/8	1-1/8"	1.98	1.42	0.30	4.50							
YA402LN	850 kcmil	—	1/2	1-3/4"	1.98	1.42	0.30	5.38	644 Series (1) 444 Series (1) 81K Series (2)	—	—	P41D (1)** P44PR	Gold	26	1-15/16
YA412L			3/8	1-1/8"	2.01	1.88	0.31	4.97							
YA442L	1000 kcmil	507 500	1/2	1-1/4"	2.19	1.65	0.33	5.24	644 Series (1) 444 Series (1) 81K Series (2)	—	—	P44RT (3)	White	27	1-15/16
YA44L2TC12			1/2	1-1/4"	2.19	1.65	0.33	5.05							
YA442LN			1/2	1-3/4"	2.19	1.65	0.33	5.74							

-- Color code not assigned

\* Use PUADP1 adapter with U dies in 46 Series

\*\*\* The MM<sup>2</sup> conductor sizes listed are the recommendations for Class 2 conductor

▲ See tooling section of this catalog for complete tool and die listings

◆ For applications greater than 2000 volts consult cable manufacturer for voltage stress relief instructions

Note: All dimensions shown are for reference only